


MODEL 180011


Cable Matters® 24-Port Cat 6 Patch Panel 1U

19" Rack-mount or Wall-mount with D-Rings and cable ties


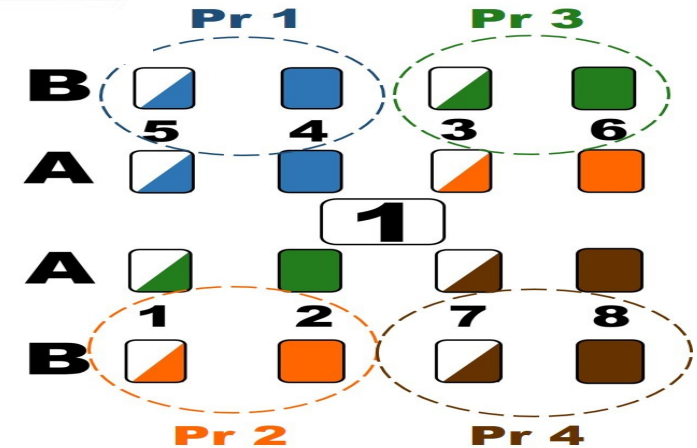
- UNSHIELDED 24 INCH HORIZONTAL PATCH PANEL
- 110 OR KRONE COMPATIBLE IDC TERMINALS
- SUPPORTS 568A AND 568B WIRING
- CATEGORY 6 TIA/EIA 568-C.2 PERFORMANCE
- SUPPORTS 22-26 AWG SOLID OR STRANDED WIRE



- ◆ Strip about 1.5 inches of the cable jacket, trim the spine, and separate the pairs



568B Wiring Shown



- ◆ Untwist each wire pair about 1/2"
- ◆ Keep the twists as tight as possible
- ◆ Insert the cable pairs into the IDC terminals
- ◆ Terminate the cable with either a Krone or 110 impact tool
- ◆ Orient the tool with the **CUT** side on the outside

GOVERNMENT USE COMMERCIAL/RESIDENTIAL USE

T568A		T568B	
Pin 5	White/Blue	Pin 5	White/Blue
Pin 4	Blue	Pin 4	Blue
Pin 1	White/Green	Pin 1	White/Orange
Pin 2	Green	Pin 2	Orange
Pin 3	White/Orange	Pin 3	White/Green
Pin 6	Orange	Pin 6	Green
Pin 7	White/Brown	Pin 7	White/Brown
Pin 8	Brown	Pin 8	Brown



D-Ring and Cable Tie Pictures

- ◆ Snap the D-Rings into the patch panel and dress the cables. Secure with the cable ties for the best cable management
- ◆ Install the panel into a rack or wall panel (screws are not included)

EMAIL: SUPPORT@CABLEMATTERS.COM

